

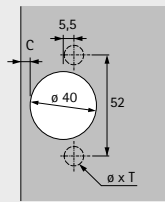
## Fast assembly concealed hinge

- ▶ Intermat Spezial thick door hinge, door thickness up to 43 mm
- ▶ Opening angle 95°, drilling pattern TH 52 x 5.5 mm

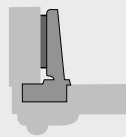


- ▶ Quality classification under EN 15570, Level 2
- ▶ For door thickness 26 - 43 mm
- ▶ Cup diameter 40 mm
- ▶ Cup depth 13.7 mm
- ▶ Integrated overlay adjustment +2 mm / -2 mm
- ▶ Integrated depth adjustment +2.5 mm / -1.5 mm
- ▶ Height adjustment at mounting plate
- ▶ Nickel plated die-cast zinc

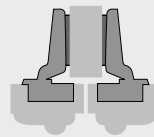
### Drilling pattern



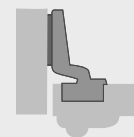
### full overlay (Base B 18 mm)



### half overlay (Base B 8 mm)



### inset (Base B -3 mm)



### With self closing feature (Intermat 9935)

		full overlay	half overlay	inset
Cup assembly	Mounting hole ø x T mm	50 ea.	50 ea.	50 ea.
For screwing on	-	9 155 241	9 155 242	9 155 243